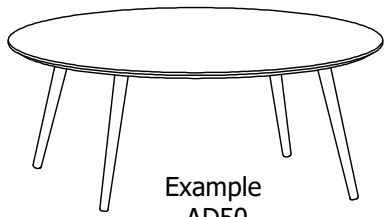


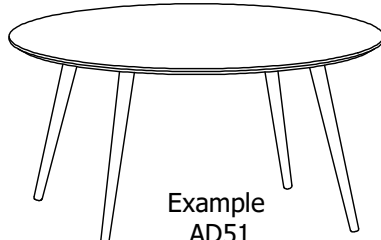
Bornholm

Design by BoConcept

Samlevejledning - Assembly Instructions - Montageanleitung - Instructions d'assemblage - Instrucciones de montaje



Example AD50
370-6950 and 370-7000
38,5 x 99 x 99 cm
Max load 25 kg.



Example AD51
370-6950 and 370-6990
48,5 x 99 x 99 cm
Max load 25 kg.



AD46
370-6980 and 7000
38,5 x 59 x 59 cm
Max load 15 kg.



AD48
370-6970 and 370-7000
38,5 x 80 x 80 cm
Max load 20 kg.



AD52
370-6940 and 370-7000
38,5 x 119 x 119 cm.
Max load 30 kg.



AD47
370-6980 and 370-6990
48,5 x 59 x 59 cm.
Max load 15 kg.



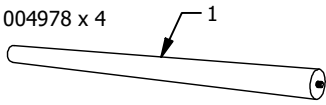
AD49
370-6970 and 370-6990
48,5 x 80 x 80 cm.
Max load 20 kg.



AD53
370-6940 and 370-6990
48,5 x 119 x 119 cm
Max load 30 kg.

370-6990

004978 x 4



937000202



A x 4



B x 12



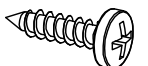
C x 12



D x 1



E x 1



F x 8

370-7000

004977 x 4

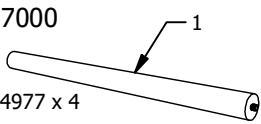


FIG. 1

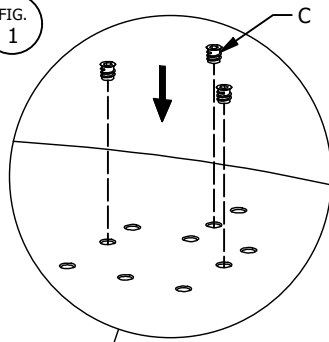
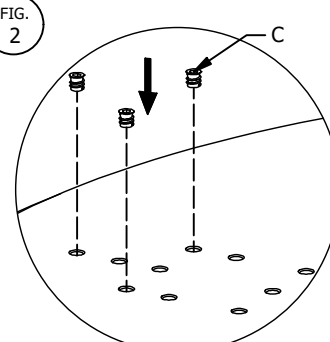
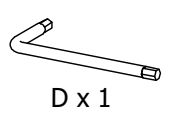


FIG. 2



C x 12



D x 1

High leg 47 cm



Low leg 37 cm

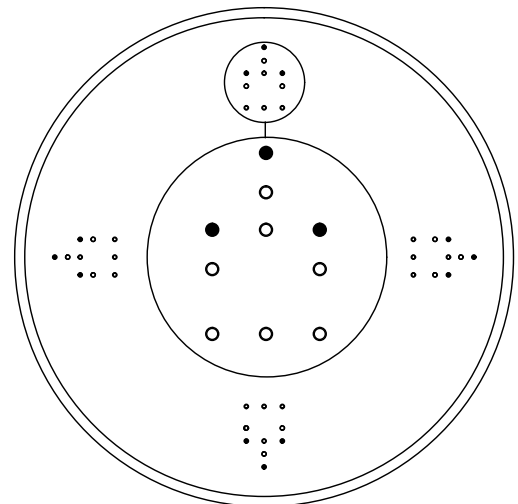
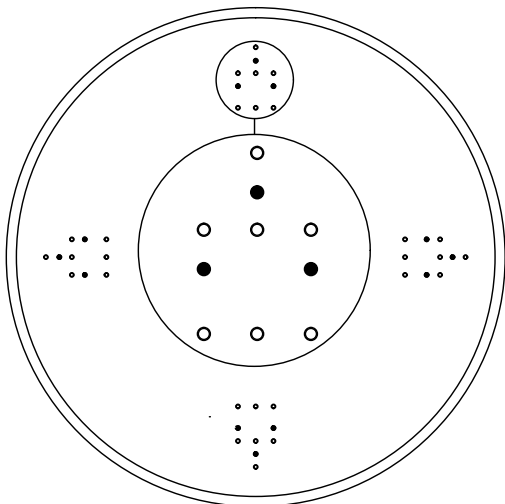
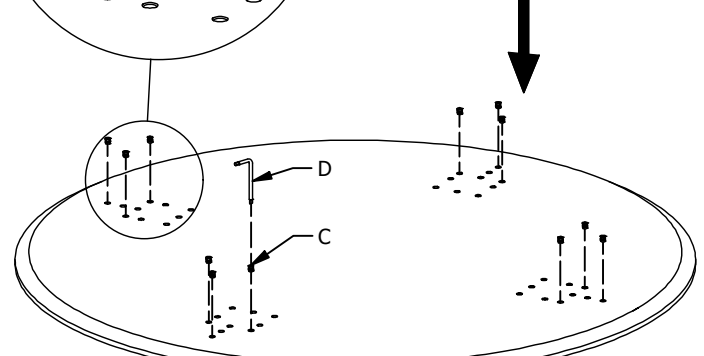
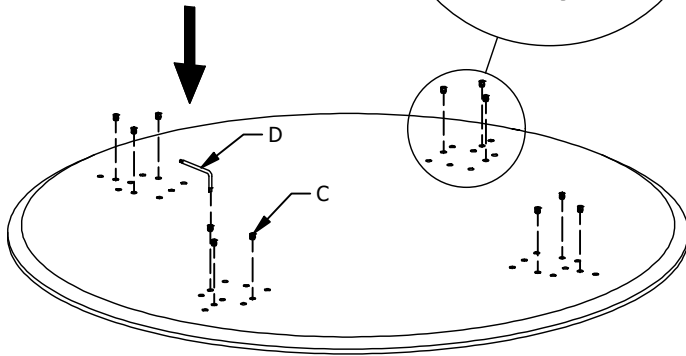


FIG. 3

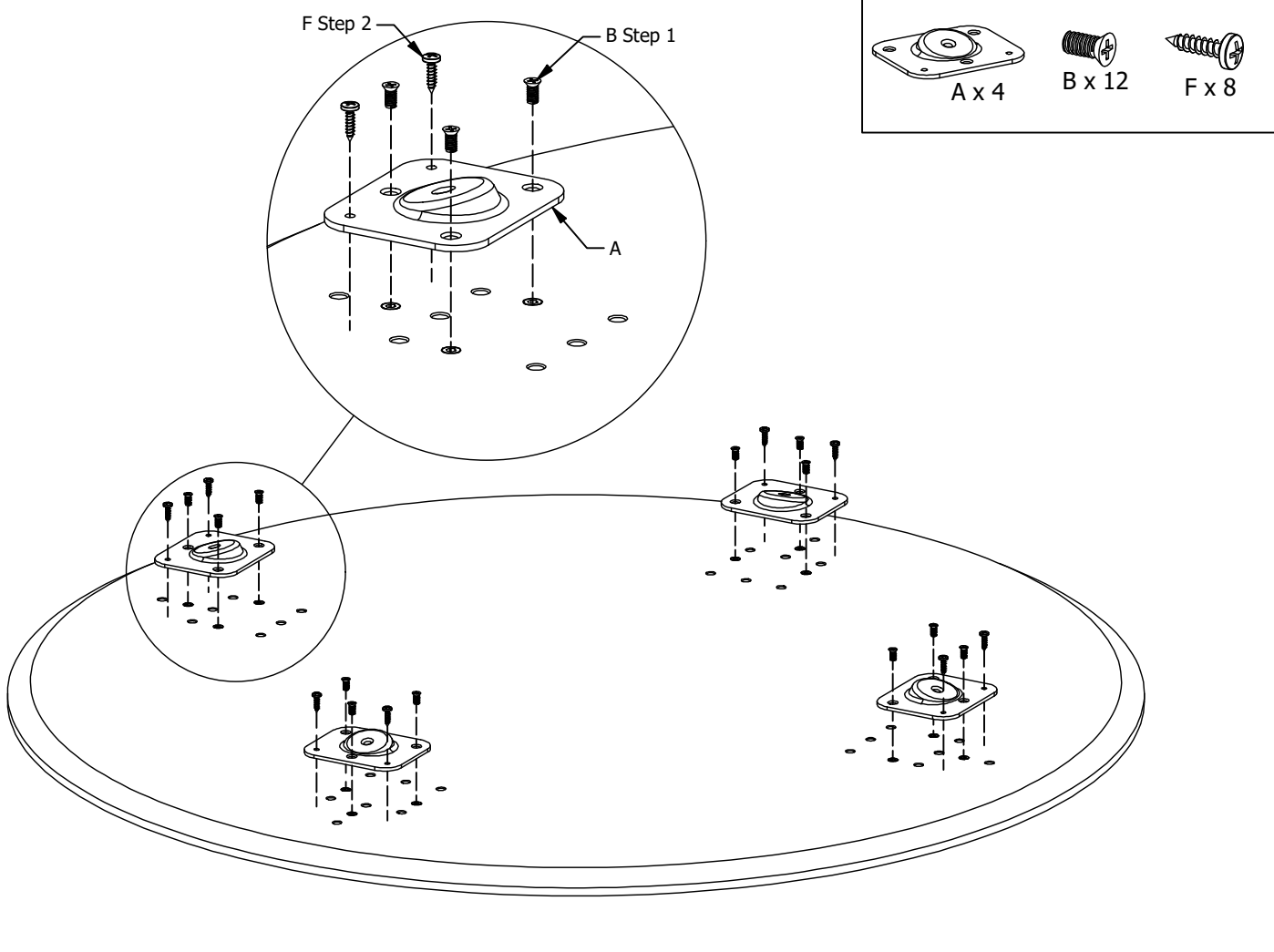
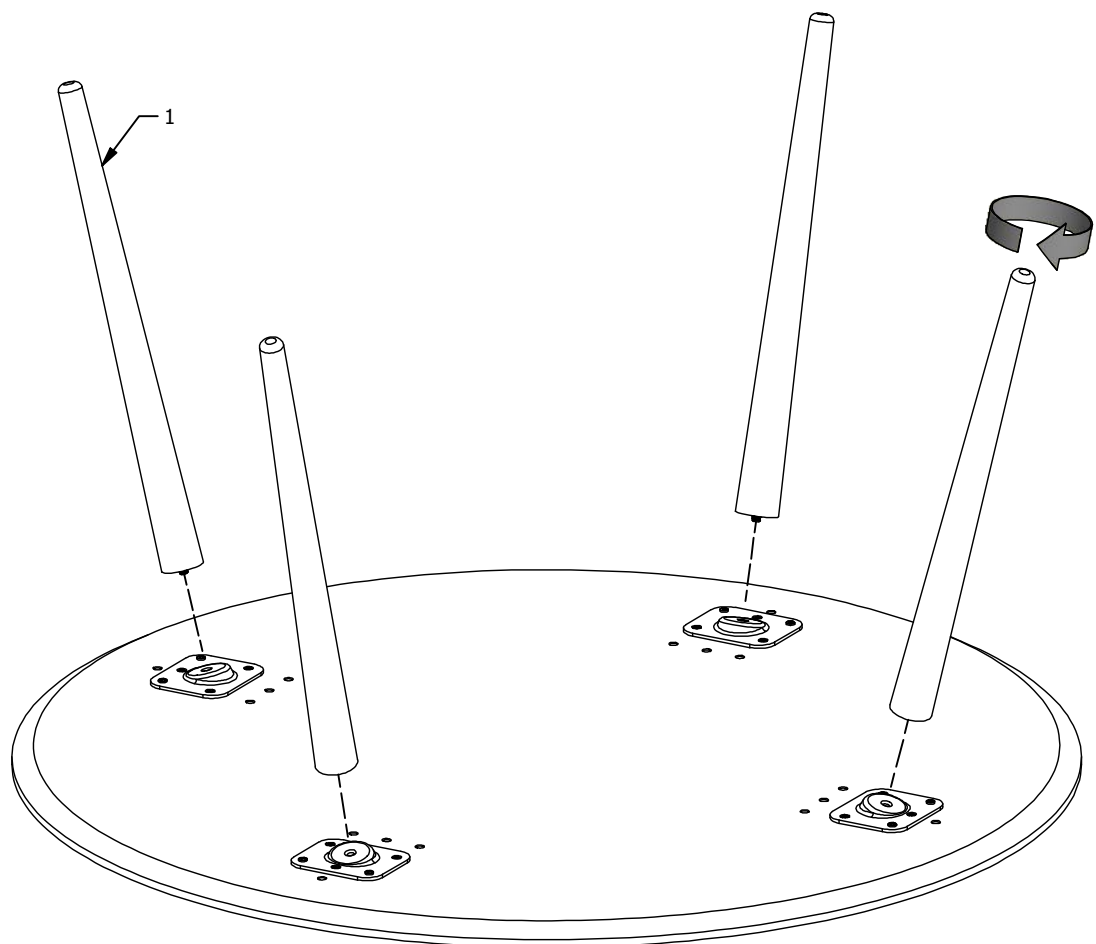



FIG. 4





DK Ved reklamation oplyses følgende:
 D Im Reklamationsfall, bitte folgendes erläutern:
 US In case of claims, please state the following:
 F En cas de réclamation, veuillez indiquer:
 NL Bij service volgene mededelen
 E En caso de reclamación, indicar lo siguiente:
 P No caso de reclamação, por favor indique o seguinte:
 JP お気づきの点等ございましたら、以下の点をお知らせください。

Example!

Korpus - Korpus - Carcase - Carcasse			Beslag - Fittings - Beschläge - Set de Montage		